

CS 31: Intro to Systems

Other Forms of Synchronization / Thread Patterns

Vasanta Chaganti & Kevin Webb

Swarthmore College

December 7, 2023

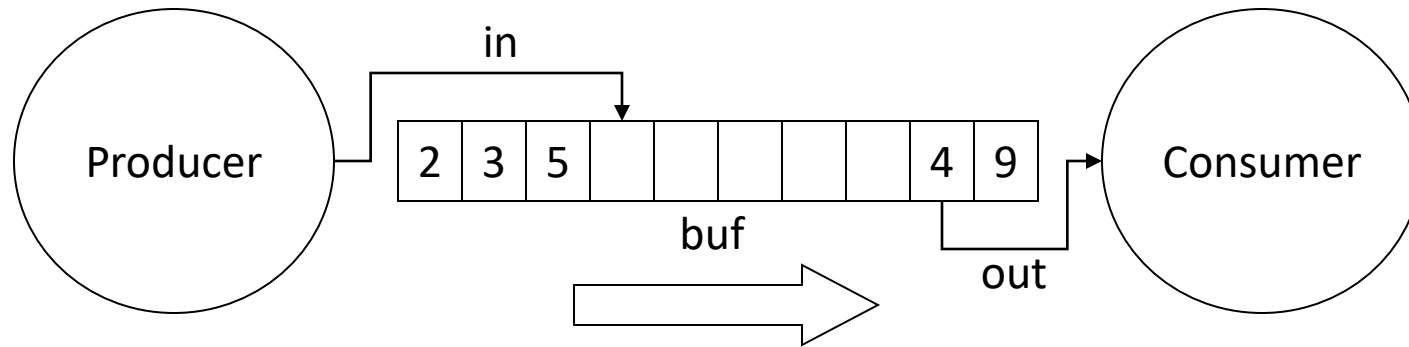
Agenda

- Classic thread patterns
- Pthreads primitives and examples of other forms of synchronization:
 - Condition variables
 - Barriers
 - RW locks

Common Thread Patterns

- Producer / Consumer (a.k.a. Bounded buffer)
- Thread pool (a.k.a. work queue)
- Thread per client connection

The Producer/Consumer Problem



- Producer produces data, places it in shared buffer
- Consumer consumes data, removes from buffer
- Cooperation: Producer feeds Consumer
 - How does data get from Producer to Consumer?
 - How does Consumer wait for Producer?

Producer/Consumer: Shared Memory

```
shared int buf[N], in = 0, out = 0;
```

Producer

```
while (TRUE) {  
    buf[in] = Produce ();  
    in = (in + 1)%N;  
}
```

Consumer

```
while (TRUE) {  
    Consume (buf[out]);  
    out = (out + 1)%N;  
}
```

- Data transferred in shared memory buffer.

Producer/Consumer: Shared Memory

```
shared int buf[N], in = 0, out = 0;
```

Producer

```
while (TRUE) {  
    buf[in] = Produce ();  
    in = (in + 1)%N;  
}
```

Consumer

```
while (TRUE) {  
    Consume (buf[out]);  
    out = (out + 1)%N;  
}
```

- Data transferred in shared memory buffer.
- Is there a problem with this code?
 - A. Yes, this is broken.
 - B. No, this ought to be fine.

Adding Semaphores

```
shared int buf[N], in = 0, out = 0;  
shared sem filledslots = 0, emptyslots = N;
```

Producer

```
while (TRUE) {  
    wait (X);  
    buf[in] = Produce ();  
    in = (in + 1)%N;  
    signal (Y);  
}
```

Consumer

```
while (TRUE) {  
    wait (Z);  
    Consume (buf[out]);  
    out = (out + 1)%N;  
    signal (W);  
}
```

- Recall semaphores:
 - wait(): decrement sem and block if sem value < 0
 - signal(): increment sem and unblock a waiting process (if any)

Suppose we now have two semaphores to protect our array. Where do we use them?

```
shared int buf[N], in = 0, out = 0;  
shared sem filledslots = 0, emptyslots = N;
```

Producer

```
while (TRUE) {  
    wait (X);  
    buf[in] = Produce ();  
    in = (in + 1)%N;  
    signal (Y);  
}
```

Consumer

```
while (TRUE) {  
    wait (Z);  
    Consume (buf[out]);  
    out = (out + 1)%N;  
    signal (W);  
}
```

Answer choice	X	Y	Z	W
A.	emptyslots	emptyslots	filledslots	filledslots
B.	emptyslots	filledslots	filledslots	emptyslots
C.	filledslots	emptyslots	emptyslots	filledslots

Add Semaphores for Synchronization

```
shared int buf[N], in = 0, out = 0;  
shared sem filledslots = 0, emptyslots = N;
```

Producer

```
while (TRUE) {  
    wait (emptyslots);  
    buf[in] = Produce ();  
    in = (in + 1)%N;  
    signal (filledslots);  
}
```

Consumer

```
while (TRUE) {  
    wait (filledslots);  
    Consume (buf[out]);  
    out = (out + 1)%N;  
    signal (emptyslots);  
}
```

- Buffer empty, Consumer waits
- Buffer full, Producer waits
- Don't confuse synchronization with mutual exclusion

Synchronization: More than Mutexes

- “I want to block a thread until something specific happens.”
 - Condition variable: wait for a condition to be true

Condition Variables

- In the pthreads library:
 - pthread_cond_init: Initialize CV
 - pthread_cond_wait: Wait on CV
 - pthread_cond_signal: Wakeup one waiter
 - pthread_cond_broadcast: Wakeup all waiters
- Condition variable is associated with a mutex:
 1. Lock mutex, realize conditions aren't ready yet
 2. Temporarily give up mutex until CV signaled
 3. Reacquire mutex and wake up when ready

Condition Variable Pattern

```
while (TRUE) {  
    //independent code  
  
    lock(m);  
    while (conditions bad)  
        wait(cond, m);  
  
    //proceed knowing that conditions are now good  
  
    signal (other_cond); // Let other thread know  
    unlock(m);  
}
```

Condition Variable Example

```
shared int buf[N], in = 0, out = 0;
shared int count = 0; // # of items in buffer
shared mutex m;
shared cond notempty, notfull;
```

Producer

```
while (TRUE) {
    item = Produce();

    lock(m);
    while (count == N)
        wait(m, notfull);

    buf[in] = item;
    in = (in + 1)%N;
    count += 1;

    signal (notempty);
    unlock(m);
}
```

Consumer

```
while (TRUE) {
    lock(m);
    while (count == 0)
        wait(m, notempty);

    item = buf[out];
    out = (out + 1)%N;
    count -= 1;

    signal (notfull);
    unlock(m);

    Consume(item);
}
```

Synchronization: More than Mutexes

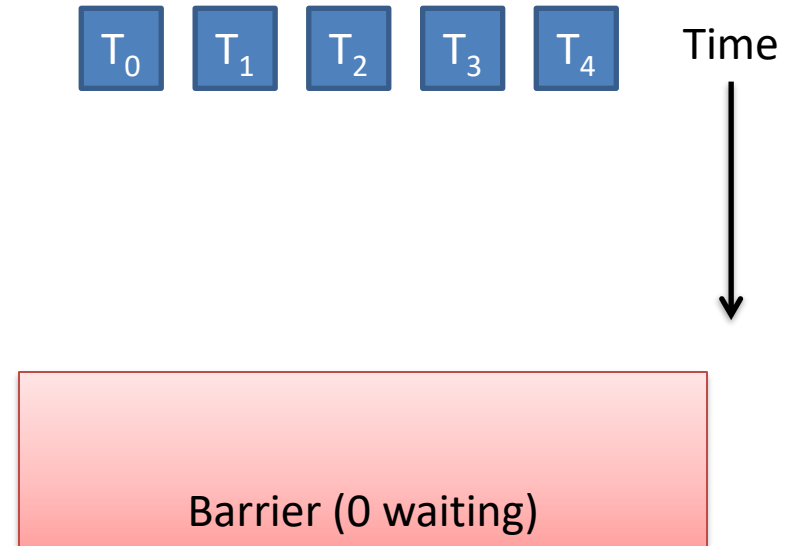
- “I want to block a thread until something specific happens.”
 - Condition variable: wait for a condition to be true
- “I want all my threads to sync up at the same point.”
 - Barrier: wait for everyone to catch up.

Barriers

- Used to coordinate threads, but also other forms of concurrent execution.
- Often found in simulations that have discrete rounds. (e.g., game of life)

Barrier Example, N Threads

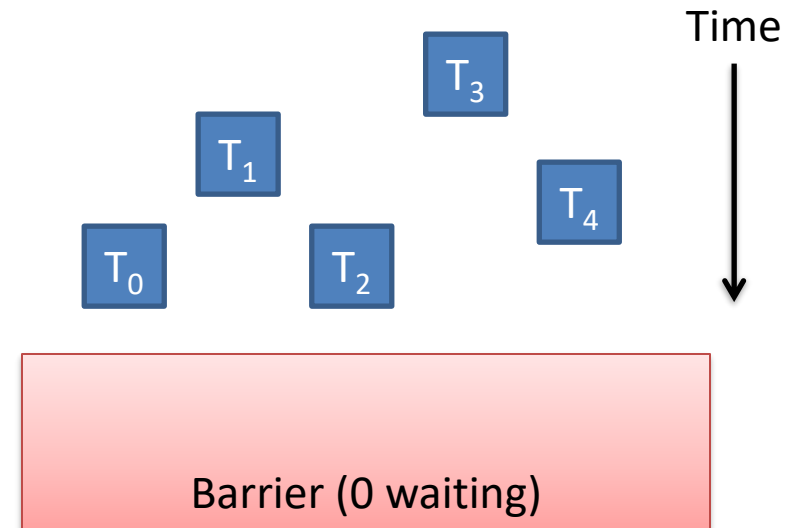
```
shared barrier b;  
  
init_barrier(&b, N);  
  
create_threads(N, func);  
  
void *func(void *arg) {  
    while (...) {  
        compute_sim_round()  
        barrier_wait(&b)  
    }  
}
```



Barrier Example, N Threads

```
shared barrier b;  
  
init_barrier(&b, N);  
  
create_threads(N, func);  
  
void *func(void *arg) {  
    while (...) {  
        compute_sim_round()  
        barrier_wait(&b)  
    }  
}
```

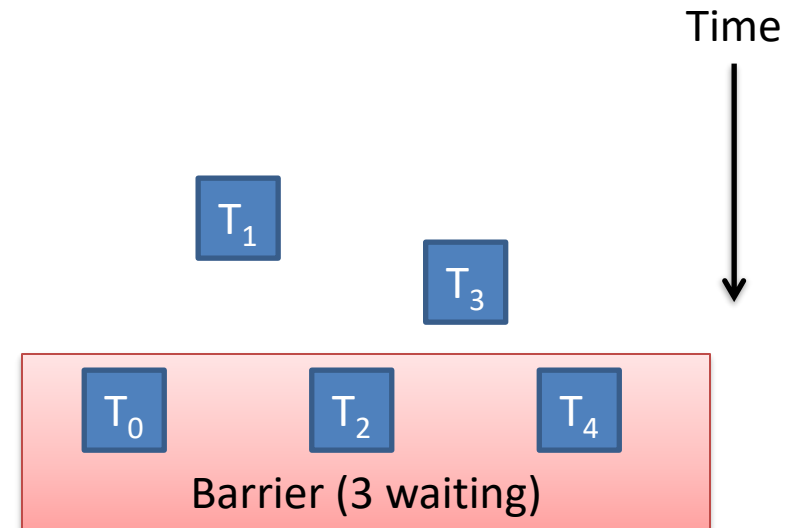
Threads make progress computing current round at different rates.



Barrier Example, N Threads

```
shared barrier b;  
  
init_barrier(&b, N);  
  
create_threads(N, func);  
  
void *func(void *arg) {  
    while (...) {  
        compute_sim_round()  
        barrier_wait(&b)  
    }  
}
```

Threads that make it to barrier must wait for all others to get there.



Barrier Example, N Threads

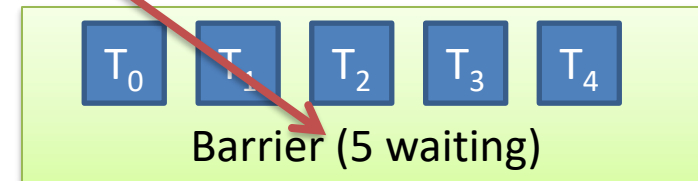
```
shared barrier b;  
  
init_barrier(&b, N);  
create_threads(N, func);  
  
void *func(void *arg) {  
    while (...) {  
        compute_sim_round()  
        barrier_wait(&b)  
    }  
}
```

Barrier allows threads to pass when N threads reach it.

Time



Matches

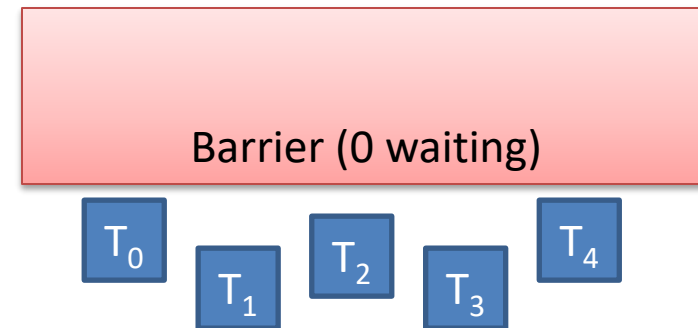


Barrier Example, N Threads

```
shared barrier b;  
  
init_barrier(&b, N);  
  
create_threads(N, func);  
  
void *func(void *arg) {  
    while (...) {  
        compute_sim_round()  
        barrier_wait(&b)  
    }  
}
```

Threads compute next round, wait on barrier again, repeat...

Time



Synchronization: More than Mutexes

- “I want to block a thread until something specific happens.”
 - Condition variable: wait for a condition to be true
- “I want all my threads to sync up at the same point.”
 - Barrier: wait for everyone to catch up.
- “I want my threads to share a critical section when they’re reading, but still safely write.”
 - Readers/writers lock: distinguish how lock is used

Readers/Writers


- Readers/Writers Problem:
 - An object is shared among several threads
 - Some threads only read the object, others only write it
 - We can safely allow multiple readers
 - But only one writer
- `pthread_rwlock_t`:
 - `pthread_rwlock_init`: initialize rwlock
 - `pthread_rwlock_rdlock`: lock for reading
 - `pthread_rwlock_wrlock`: lock for writing

Common Thread Patterns

- Producer / Consumer (a.k.a. Bounded buffer)
- Thread pool (a.k.a. work queue)
- Thread per client connection

Thread Pool / Work Queue


- Common way of structuring threaded apps:



Thread Pool / Work Queue

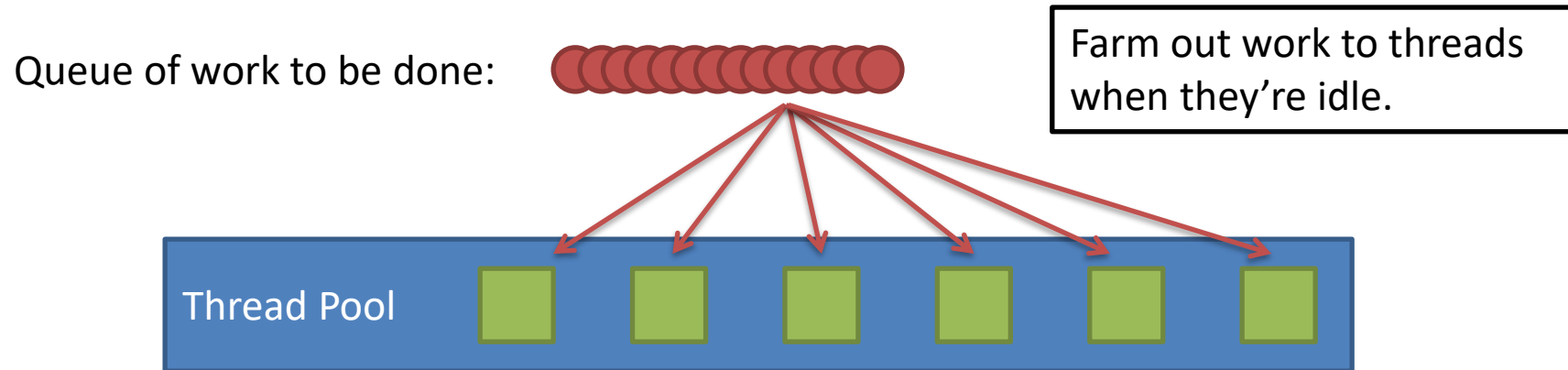
- Common way of structuring threaded apps:

Queue of work to be done: 




Thread Pool / Work Queue


- Common way of structuring threaded apps:



Thread Pool / Work Queue

- Common way of structuring threaded apps:

Queue of work to be done: 



As threads finish work at their own rate, they grab the next item in queue.

Common for “embarrassingly parallel” algorithms.

Works across the network too!

Thread Per Client

- Consider Web server:
 - Client connects
 - Client asks for a page:
 - `http://web.cs.swarthmore.edu/~kwebb/cs31`
 - “Give me `/~kwebb/cs31`”
 - Server looks through file system to find path (I/O)
 - Server sends back html for client browser (I/O)
- Web server does this for MANY clients at once

Thread Per Client

- Server “main” thread:
 - Wait for new connections
 - Upon receiving one, spawn new client thread
 - Continue waiting for new connections, repeat...
- Client threads:
 - Read client request, find files in file system
 - Send files back to client
 - Nice property: Each client is independent
 - Nice property: When a thread does I/O, it gets blocked for a while. OS can schedule another one.

Summary

- Many ways to solve the same classic problems
 - Producer/Consumer: semaphores, CVs, messages
- There's more to synchronization than just mutual exclusion!
 - CVs, barriers, RWlocks, and others.